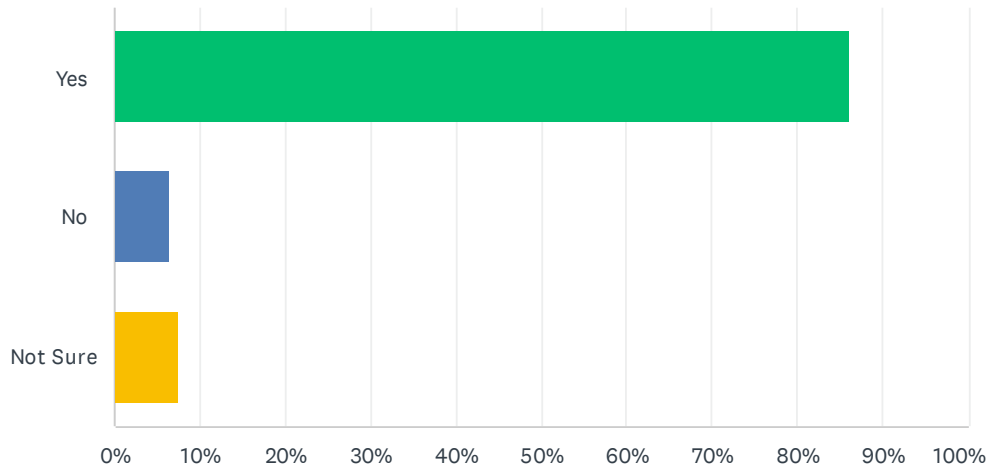


Q1 I am aware that Mercy College has policies and procedures in place to prevent and respond to sexual violence which includes sexual assault, domestic violence, dating violence, and stalking.

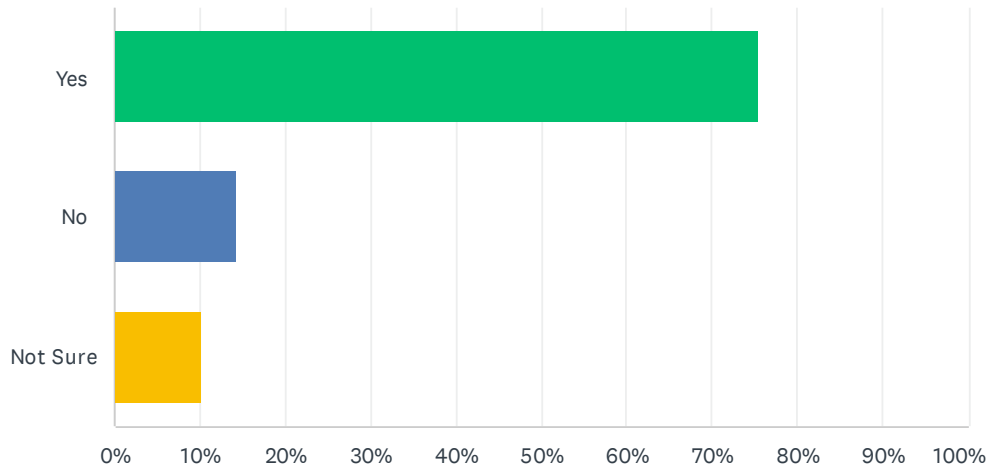
Answered: 482 Skipped: 1



ANSWER CHOICES	RESPONSES	
Yes	86.10%	415
No	6.43%	31
Not Sure	7.47%	36
TOTAL		482

Q2 I am aware that Mercy College has a Title IX Coordinator who investigates reports of sexual violence, provides training to prevent sexual violence, and connects students to resources.

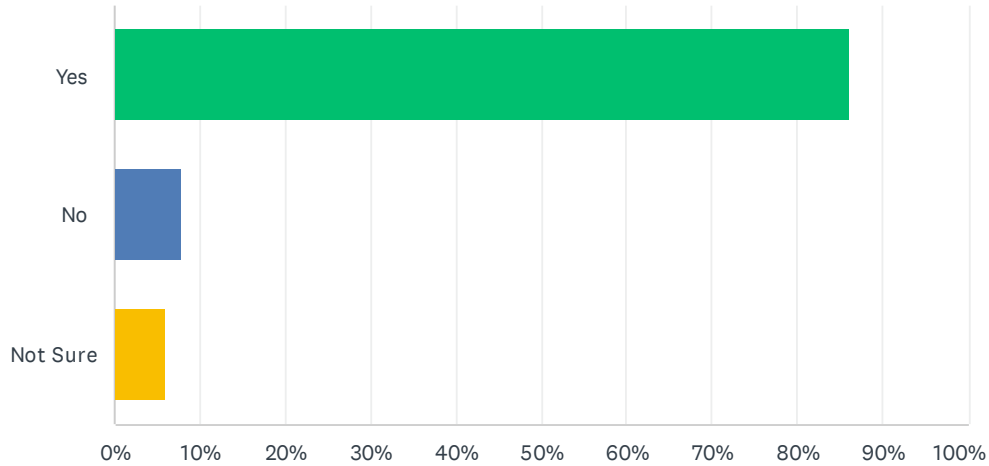
Answered: 482 Skipped: 1



ANSWER CHOICES	RESPONSES	
Yes	75.52%	364
No	14.32%	69
Not Sure	10.17%	49
TOTAL		482

Q3 I am aware that students can report incidents of sexual violence to the Title IX Coordinator, Campus Safety, the Counseling Center, the Health Center, Student Affairs, and local law enforcement, as well as file a report online.

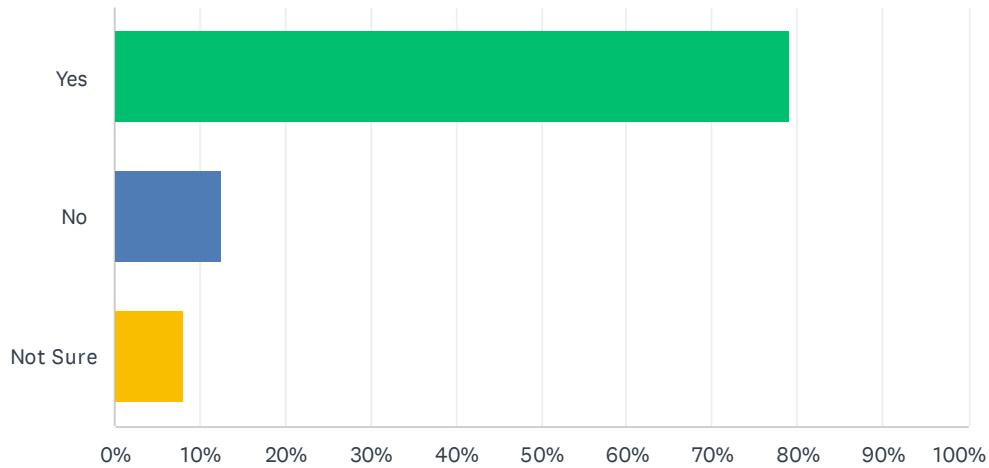
Answered: 482 Skipped: 1



ANSWER CHOICES	RESPONSES	
Yes	86.10%	415
No	7.88%	38
Not Sure	6.02%	29
TOTAL		482

Q4 I am aware that Mercy College has a list of confidential resources, on and off campus, for students who need support or services related to sexual violence, including counseling, medical care, and help filing a police report.

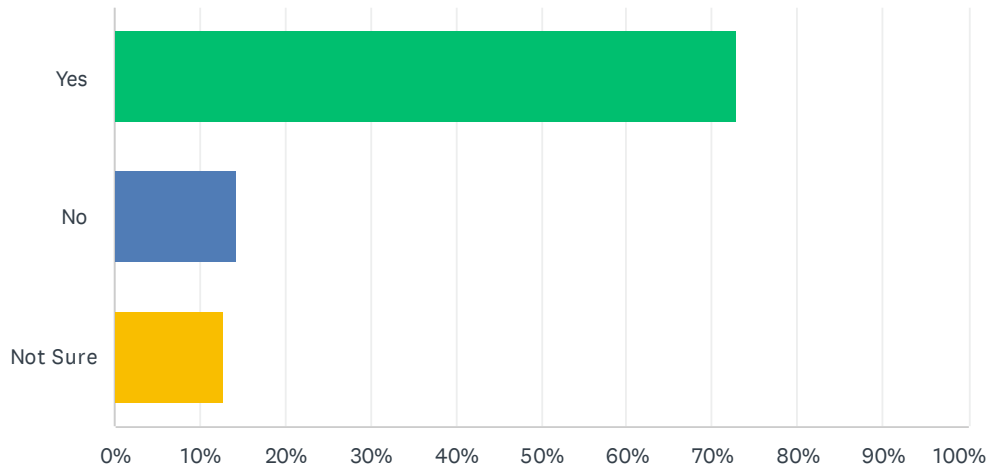
Answered: 481 Skipped: 2



ANSWER CHOICES	RESPONSES	
Yes	79.21%	381
No	12.68%	61
Not Sure	8.11%	39
TOTAL		481

Q5 I am aware that students who want to report an incident of sexual violence but were using drugs or alcohol at the time, will not be penalized for the drug or alcohol use.

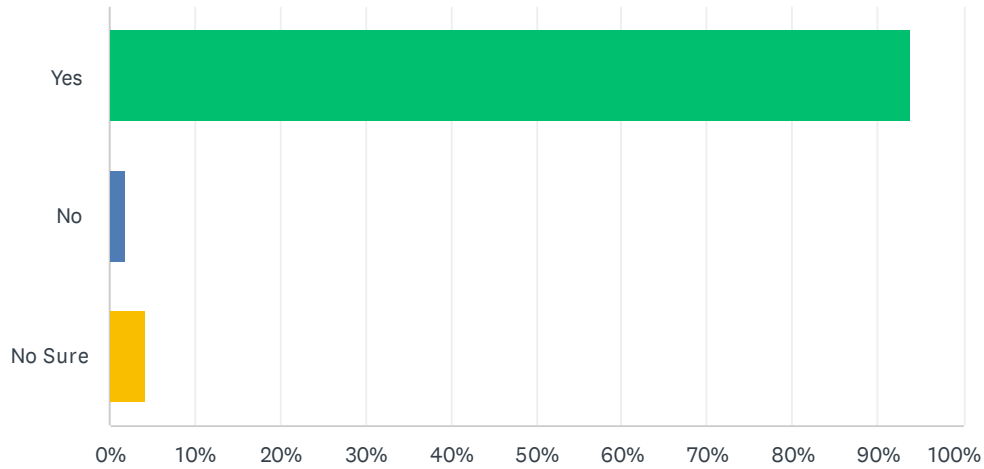
Answered: 480 Skipped: 3



ANSWER CHOICES	RESPONSES	
Yes	72.92%	350
No	14.37%	69
Not Sure	12.71%	61
TOTAL		480

Q6 I am aware that affirmative consent is a knowing, voluntary, and mutual decision to engage in sexual activity.

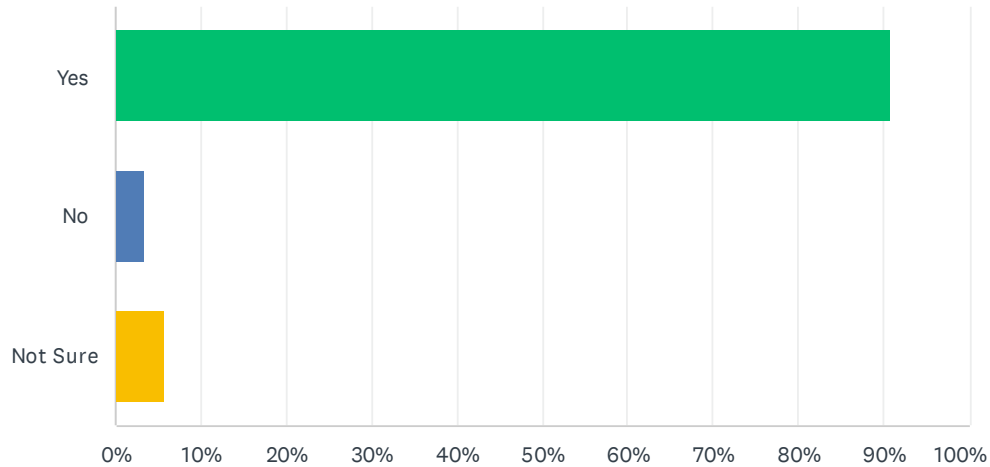
Answered: 482 Skipped: 1



ANSWER CHOICES	RESPONSES	
Yes	93.78%	452
No	1.87%	9
No Sure	4.36%	21
TOTAL		482

Q7 I am aware that bystander intervention is when I help or get help for someone who is the victim of sexual violence.

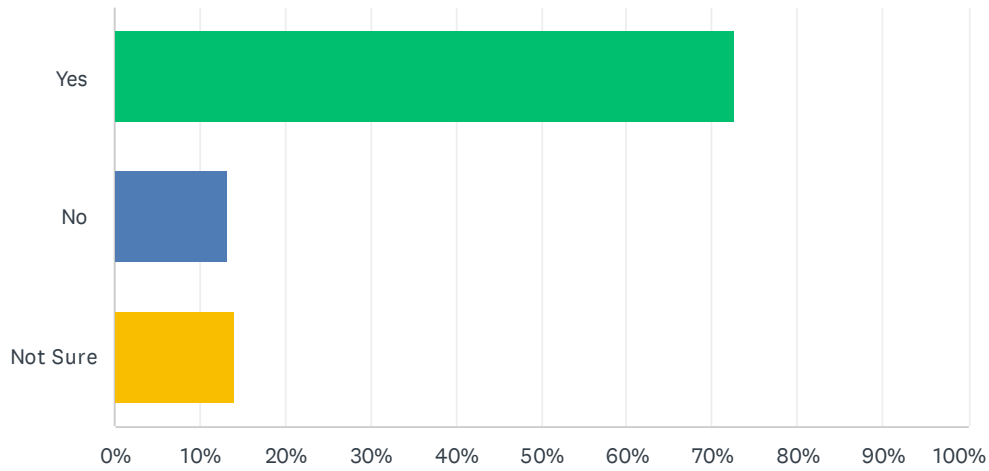
Answered: 480 Skipped: 3



ANSWER CHOICES	RESPONSES	
Yes	90.83%	436
No	3.33%	16
Not Sure	5.83%	28
TOTAL		480

Q8 I am aware that at Mercy College I can receive support services related to sexual violence without having to file a report or agree to an investigation.

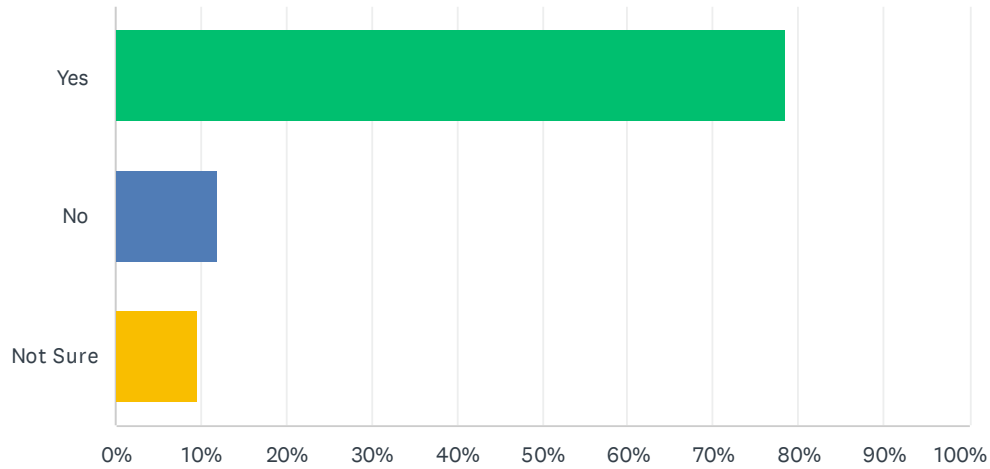
Answered: 480 Skipped: 3



ANSWER CHOICES	RESPONSES	
Yes	72.71%	349
No	13.13%	63
Not Sure	14.17%	68
TOTAL		480

Q9 I am aware that Mercy College has a process for investigating and adjudicating reports of sexual violence.

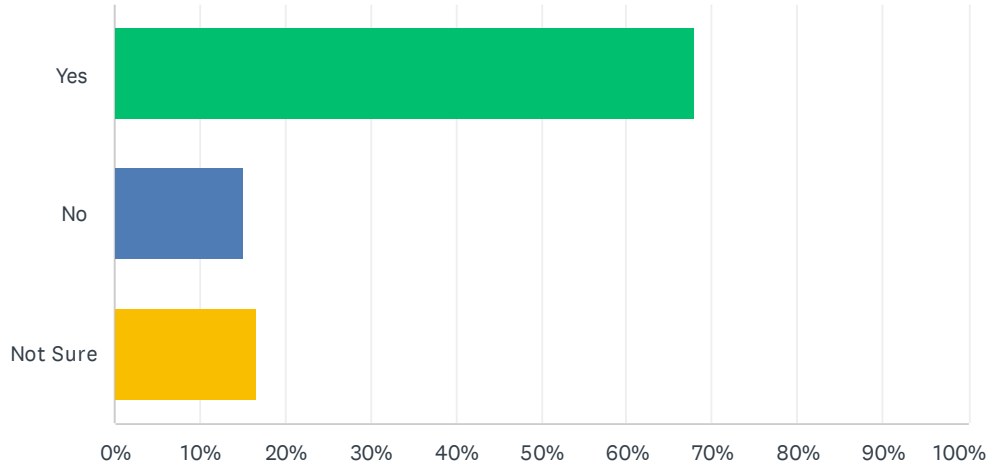
Answered: 482 Skipped: 1



ANSWER CHOICES	RESPONSES	
Yes	78.42%	378
No	12.03%	58
Not Sure	9.54%	46
TOTAL		482

Q10 I am aware that Mercy College handles reports of sexual violence differently than how local law enforcement and the court system handles such reports.

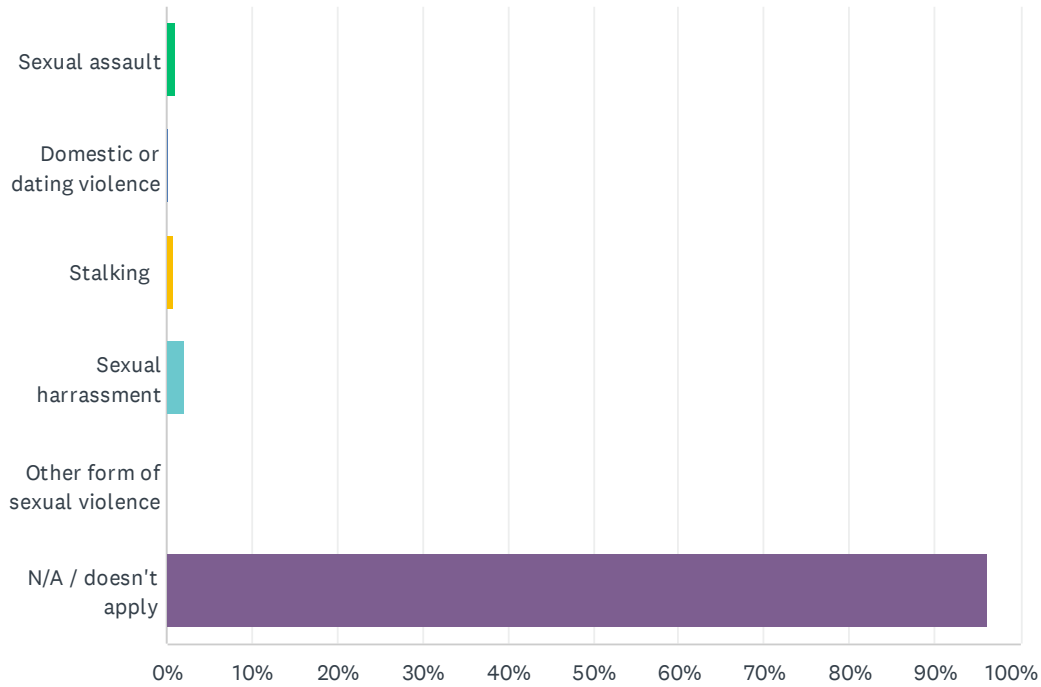
Answered: 479 Skipped: 4



ANSWER CHOICES	RESPONSES	
Yes	68.06%	326
No	15.24%	73
Not Sure	16.70%	80
TOTAL		479

Q11 Optional: During the past two years at Mercy College, I have been the victim of:

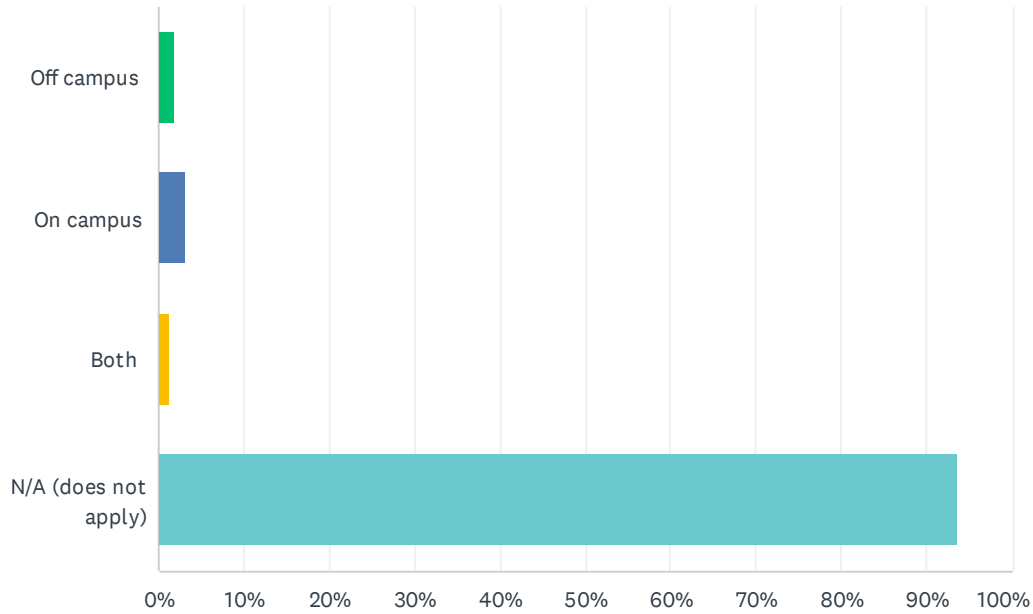
Answered: 370 Skipped: 113



ANSWER CHOICES	RESPONSES	
Sexual assault	1.08%	4
Domestic or dating violence	0.27%	1
Stalking	0.81%	3
Sexual harrassment	2.16%	8
Other form of sexual violence	0.00%	0
N/A / doesn't apply	96.22%	356
Total Respondents: 370		

Q12 Optional: This incident or incidents occurred:

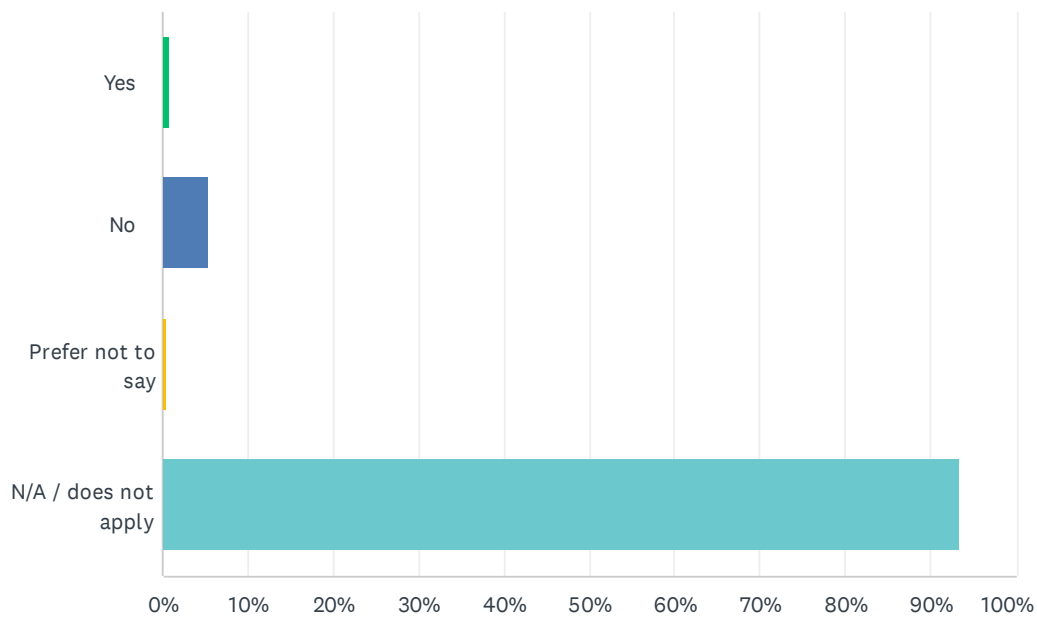
Answered: 381 Skipped: 102



ANSWER CHOICES	RESPONSES
Off campus	1.84% 7
On campus	3.15% 12
Both	1.31% 5
N/A (does not apply)	93.70% 357
TOTAL	381

Q13 Optional: Did you report the incident to Mercy College?

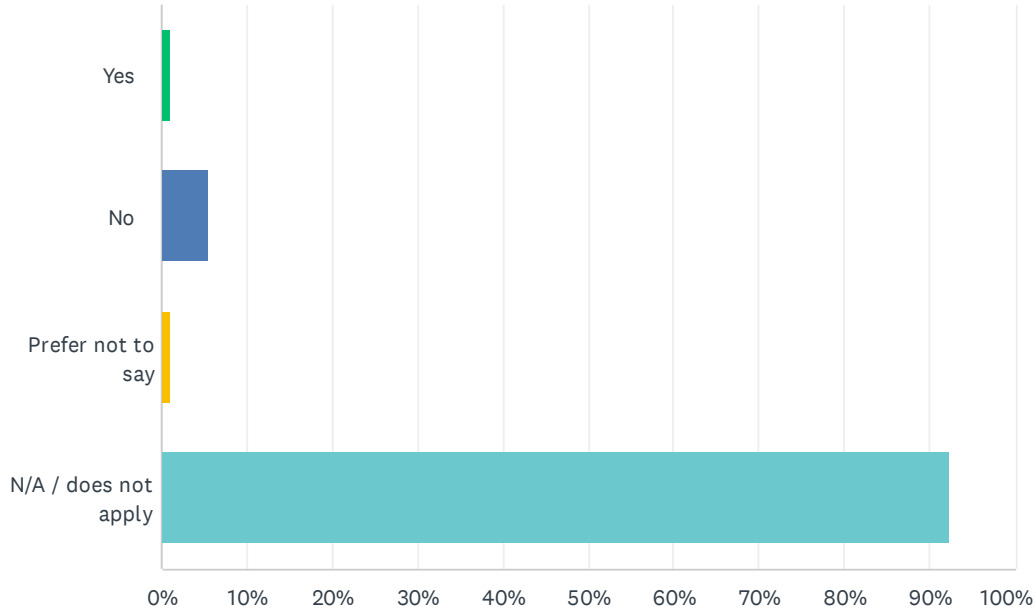
Answered: 382 Skipped: 101



ANSWER CHOICES	RESPONSES
Yes	0.79% 3
No	5.24% 20
Prefer not to say	0.52% 2
N/A / does not apply	93.46% 357
TOTAL	382

Q14 Optional: If you were the victim of any of the above, did you report the incident to the local law enforcement?

Answered: 382 Skipped: 101



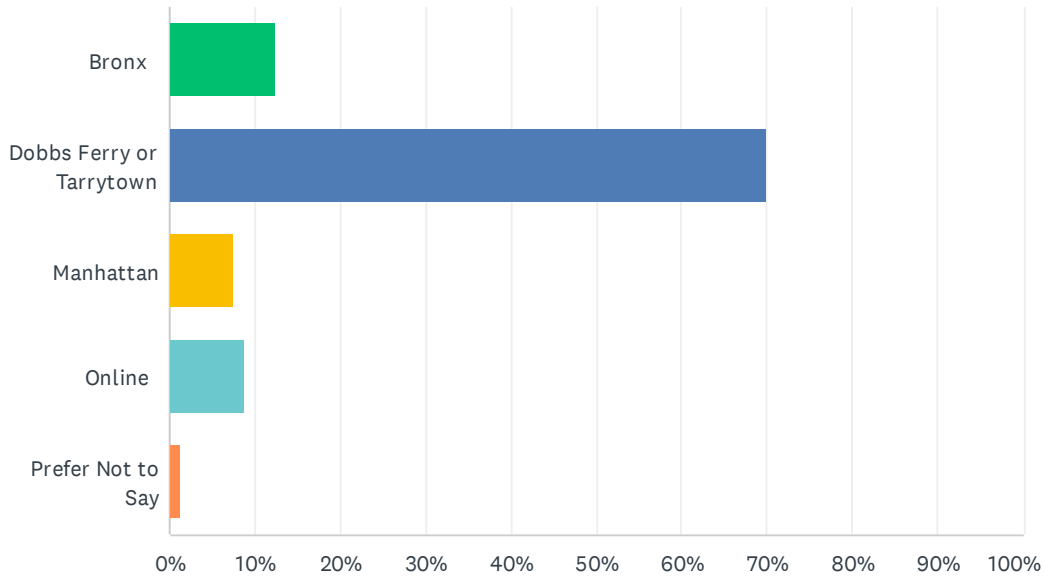
ANSWER CHOICES	RESPONSES	
Yes	1.05%	4
No	5.50%	21
Prefer not to say	1.05%	4
N/A / does not apply	92.41%	353
TOTAL		382

Q15 Optional: If you did not report an incident to Mercy College or to local law enforcement, please share why not.

Answered: 30 Skipped: 453

Q16 What is your primary campus?

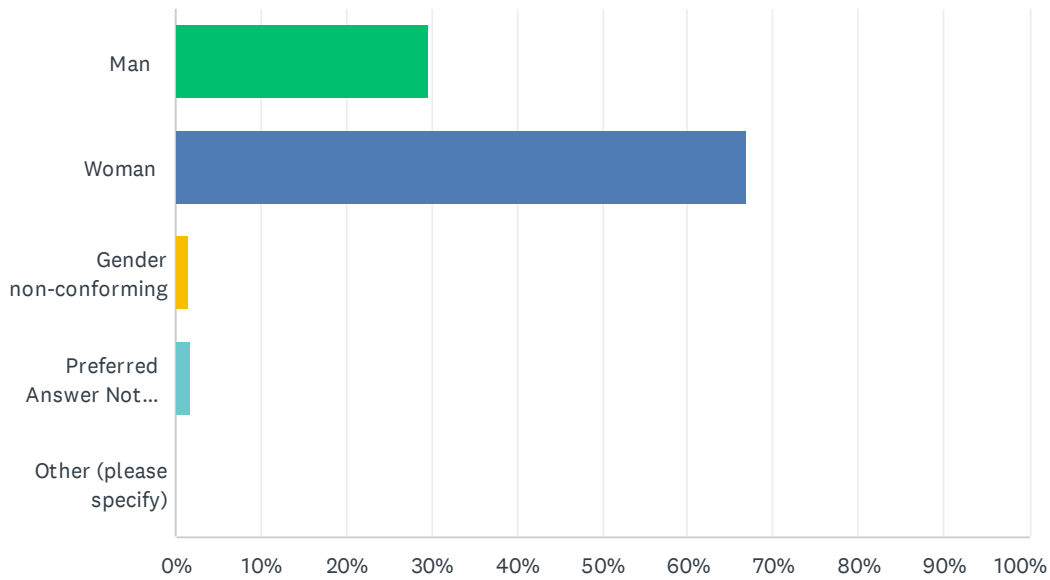
Answered: 450 Skipped: 33



ANSWER CHOICES	RESPONSES	
Bronx	12.44%	56
Dobbs Ferry or Tarrytown	70.00%	315
Manhattan	7.56%	34
Online	8.67%	39
Prefer Not to Say	1.33%	6
TOTAL		450

Q17 Which of the following choices best describes your gender identity?

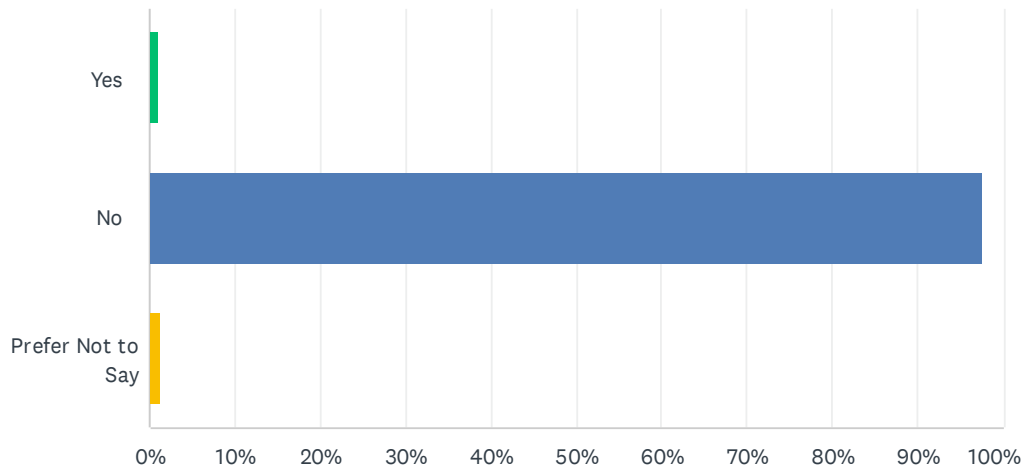
Answered: 446 Skipped: 37



ANSWER CHOICES	RESPONSES	
Man	29.60%	132
Woman	67.04%	299
Gender non-conforming	1.57%	7
Preferred Answer Not Listed or Prefer Not to Say	1.79%	8
Other (please specify)	0.00%	0
TOTAL		446

Q18 Do you identify as transgender?

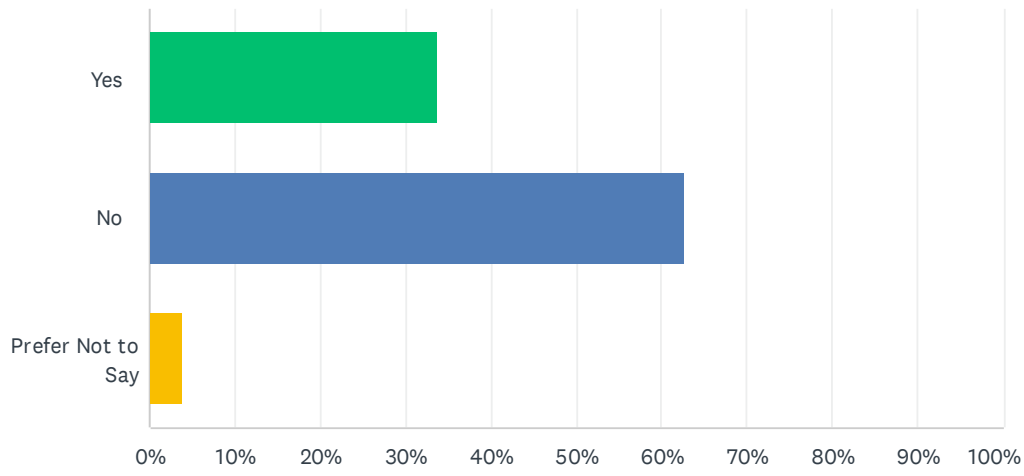
Answered: 449 Skipped: 34



ANSWER CHOICES	RESPONSES	
Yes	1.11%	5
No	97.55%	438
Prefer Not to Say	1.34%	6
TOTAL		449

Q19 Do you identify as Hispanic or Latino?

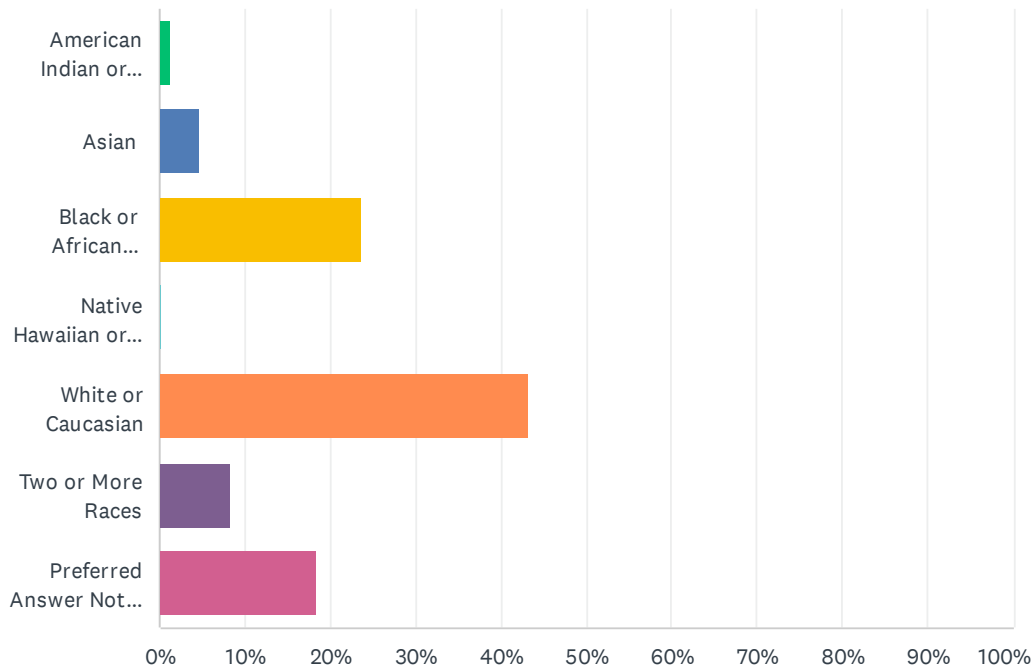
Answered: 449 Skipped: 34



ANSWER CHOICES	RESPONSES	
Yes	33.63%	151
No	62.58%	281
Prefer Not to Say	3.79%	17
TOTAL		449

Q20 Which of the following choices best describes your race or ethnicity?

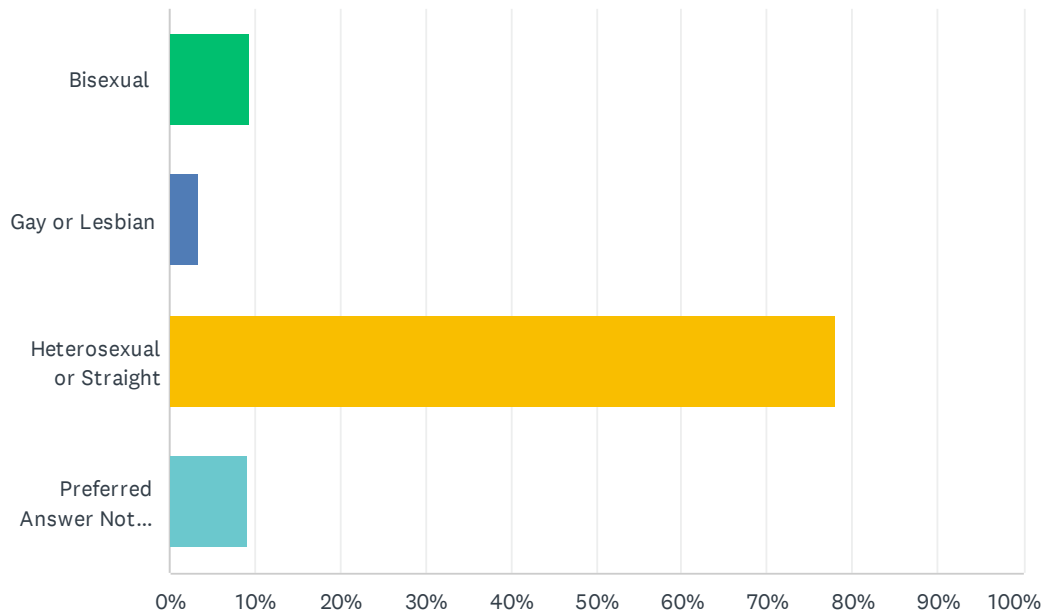
Answered: 446 Skipped: 37



ANSWER CHOICES	RESPONSES	
American Indian or Alaskan Native	1.35%	6
Asian	4.71%	21
Black or African American	23.77%	106
Native Hawaiian or Pacific Islander	0.22%	1
White or Caucasian	43.27%	193
Two or More Races	8.30%	37
Preferred Answer Not Listed or Prefer Not to Say	18.39%	82
TOTAL		446

Q21 Which of the following choices best describes your sexual orientation?

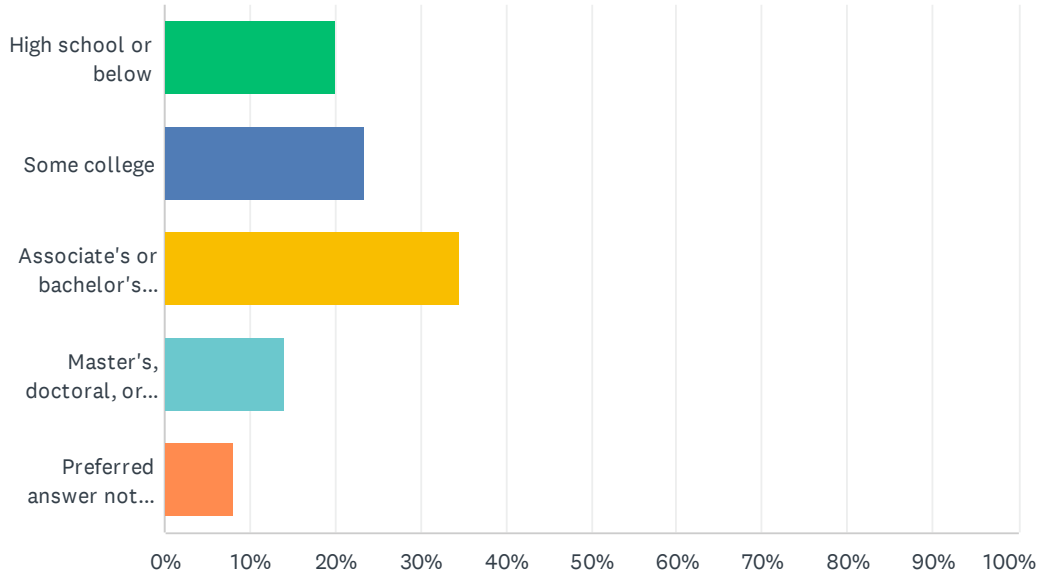
Answered: 447 Skipped: 36



ANSWER CHOICES	RESPONSES	
Bisexual	9.40%	42
Gay or Lesbian	3.36%	15
Heterosexual or Straight	78.08%	349
Preferred Answer Not Listed or Prefer Not to Say	9.17%	41
TOTAL		447

Q22 Which of the following choices best describes the highest level of education completed by any of your parents and/or guardians?

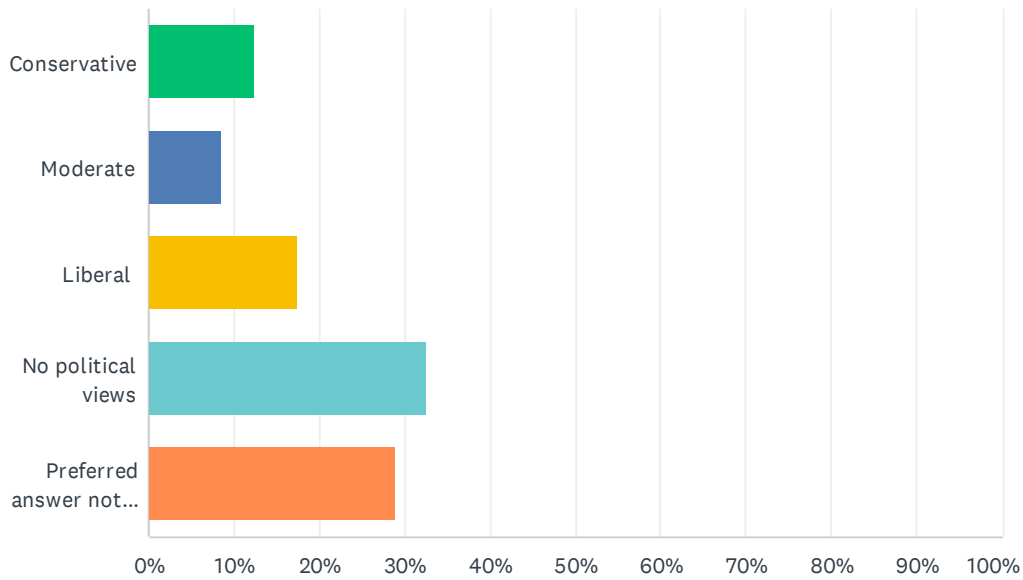
Answered: 449 Skipped: 34



ANSWER CHOICES	RESPONSES	
High school or below	20.04%	90
Some college	23.39%	105
Associate's or bachelor's degree	34.52%	155
Master's, doctoral, or professional degree	14.03%	63
Preferred answer not listed or prefer not to say	8.02%	36
TOTAL		449

Q23 Which of the following choices best describes your political affiliation?

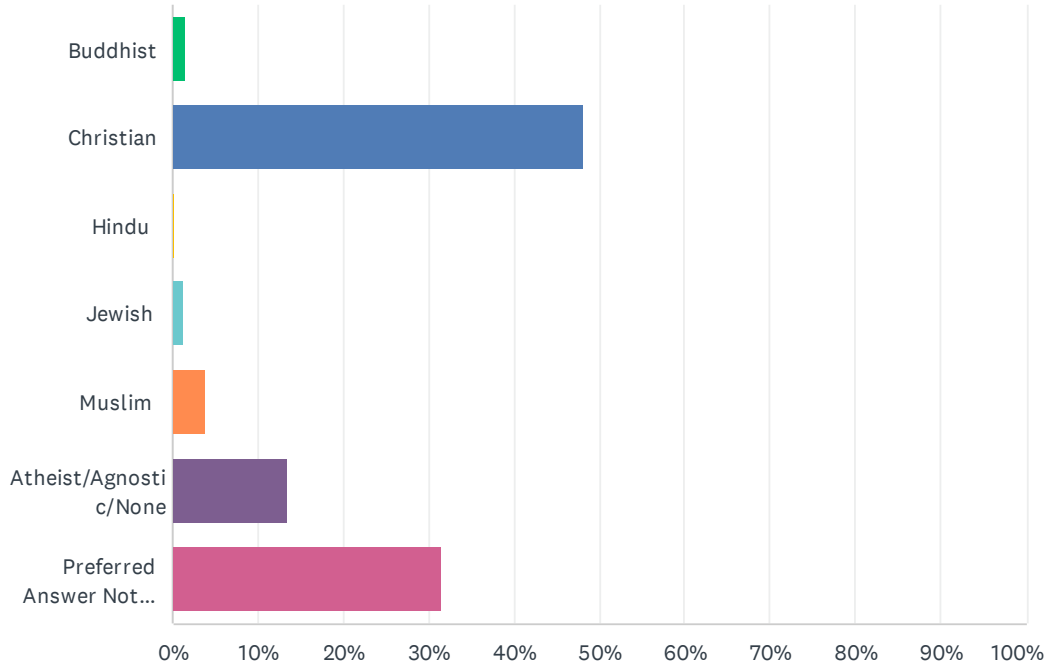
Answered: 447 Skipped: 36



ANSWER CHOICES	RESPONSES	
Conservative	12.30%	55
Moderate	8.50%	38
Liberal	17.45%	78
No political views	32.66%	146
Preferred answer not listed or prefer not to say	29.08%	130
TOTAL		447

Q24 Which of the following choices best describes your religious affiliation?

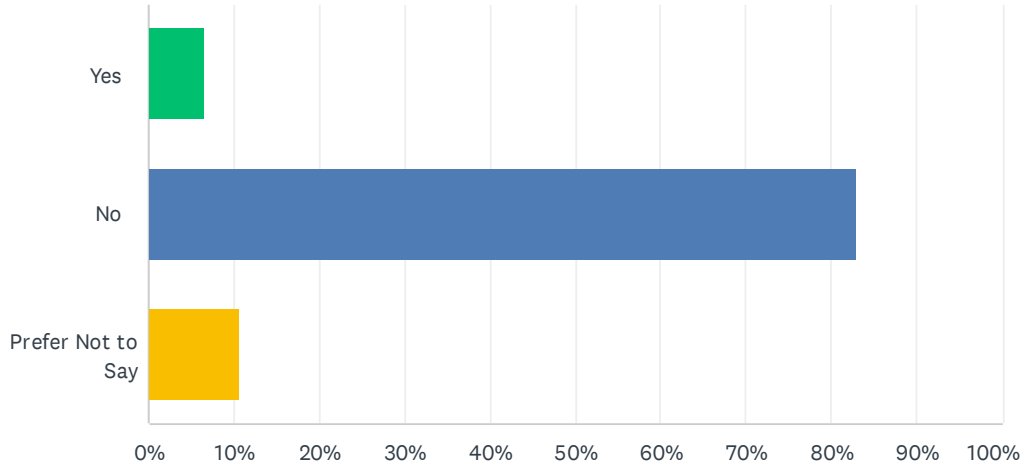
Answered: 449 Skipped: 34



ANSWER CHOICES	RESPONSES	
Buddhist	1.56%	7
Christian	48.11%	216
Hindu	0.22%	1
Jewish	1.34%	6
Muslim	3.79%	17
Atheist/Agnostic/None	13.36%	60
Preferred Answer Not Listed or Prefer Not to Say	31.63%	142
TOTAL		449

Q25 Which of the following answers best describes whether you have a disability?

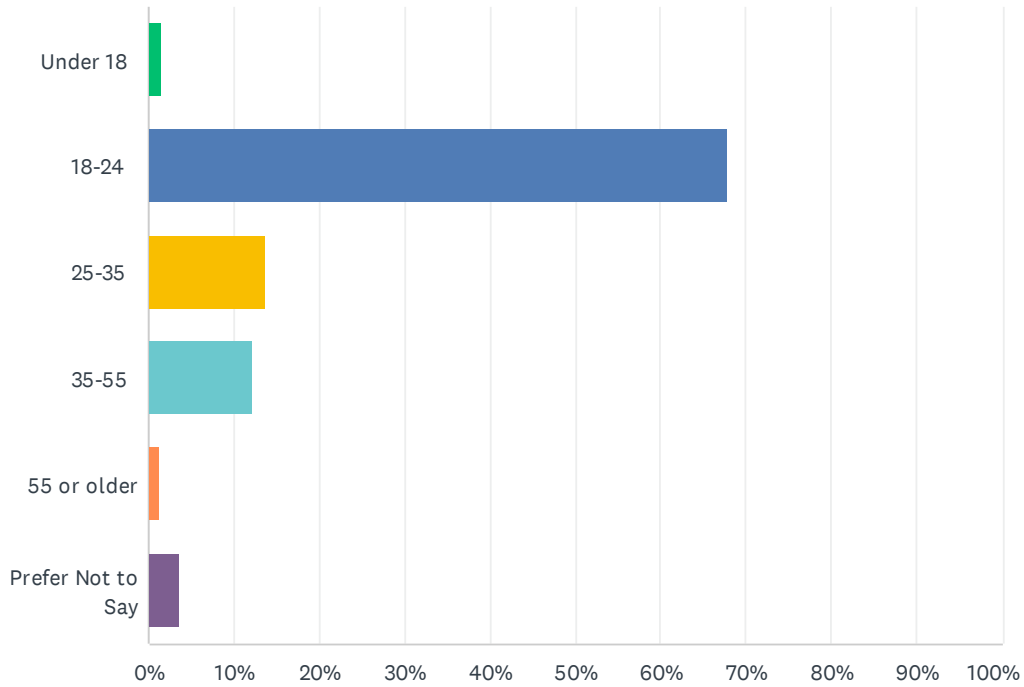
Answered: 445 Skipped: 38



ANSWER CHOICES	RESPONSES
Yes	6.52% 29
No	82.92% 369
Prefer Not to Say	10.56% 47
TOTAL	445

Q26 What is your age?

Answered: 449 Skipped: 34



ANSWER CHOICES	RESPONSES
Under 18	1.56% 7
18-24	67.71% 304
25-35	13.59% 61
35-55	12.25% 55
55 or older	1.34% 6
Prefer Not to Say	3.56% 16
TOTAL	449